

**SHOOTOUT ON THE LITTLE RIVER  
2017**



**A TRIBUTE TO  
LEE VAN CLEEF**

**JANUARY 7, 2017**

**THE VALDOSTA VIGILANCE COMMITTEE**

# Schedule of Events

7:30—8:30 am—Packet Pickup & Door Prizes

8:30—8:40 am—Mandatory Safety Meeting

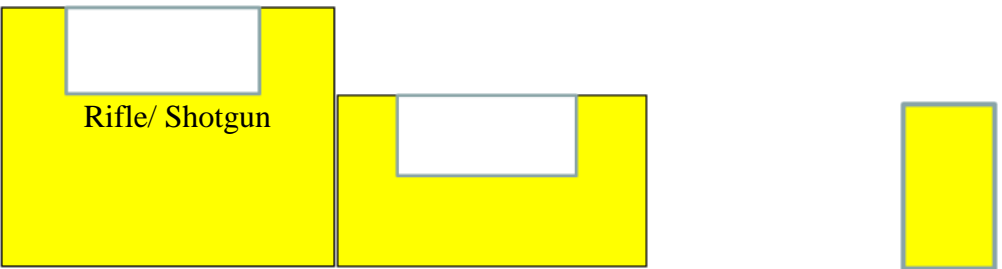
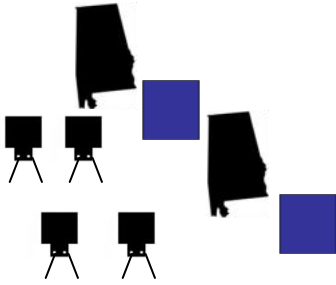
8:45am—2:20pm Main Match

2:30pm—Bar-B-Que Lunch

3:30pm—Awards

Time	Stg 1	Stg 2	Stg 3	Stg 4	Stg 5	Stg 6	Stg 7	Stg 8
8:45	1		2		3		4	
9:25		1		2		3		4
10:05	4		1		2		3	
10:45		4		1		2		3
11:25	3		4		1		2	
12:05		3		4		1		2
12:45	2		3		4		1	
1:25		2		3		4		1
2:05								
2:30	Sam's Famous Bar-B-Que Lunch							
3:30	Awards							

# Stage 1



**Pistol** – 10, **Rifle** – 10, **Shotgun** – 4+

**Staging:** Pistols holstered, rifle and shotgun staged on platform shelf

**Starting Position:** Shooter starts standing with hands flat on shelf.

Starting Line: **“He's not guilty; he's stubborn.”**

**ATB**

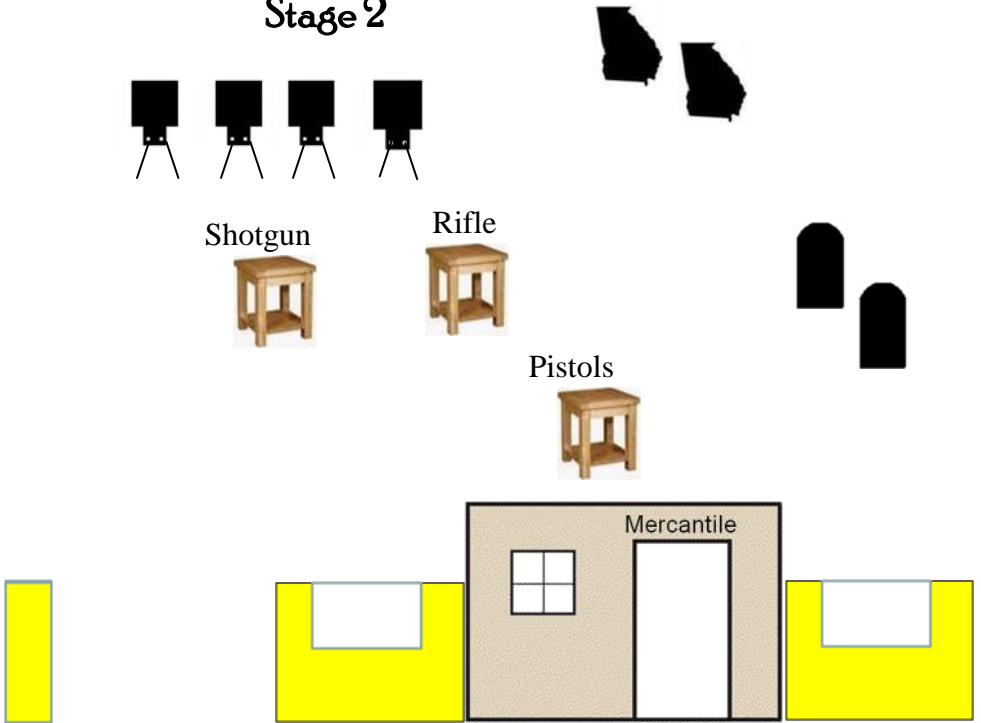
**Rifle** - engage targets in a Miss Patty sweep (4-2-3-1) beginning on either end

**Shotgun** - knock down the poppers in any order

**Pistols** - repeat the Miss Patty sweep (4-2-3-1) beginning on either end.

Order: Rifle—Shotgun—Pistols

## Stage 2



**Pistol** – 10, **Rifle** – 10, **Shotgun** 4+

**Staging:** Pistols holstered, shotgun staged downrange, rifle staged downrange

**Starting Position:** Standing at the pistol with hands on pistols

Starting Line: “Seven's always been my lucky number.”

**ATB:**

**Pistols** - Oakley Mouse Shuffle (1-3-2-3-1)


**Rifle** - Oakley Mouse Shuffle (1-3-2-3-1)

**Shotgun**- knockdown the poppers in any order

**Note:** No call if the coffee cup falls off the table.

Order: Pistols—Rifle—Shotgun

## Stage 3



Pistols/Shotgun



Start

**Pistol** – 10, **Rifle** – 10, **Shotgun** – 4+

**Staging:** Pistols holstered, shotgun staged on table, rifle in hand

**Starting Position:** Rifle in hand, one foot touching the **start** stone.

Starting Line: **“By yourself, you couldn't catch a limping snail!”**

**ATB**

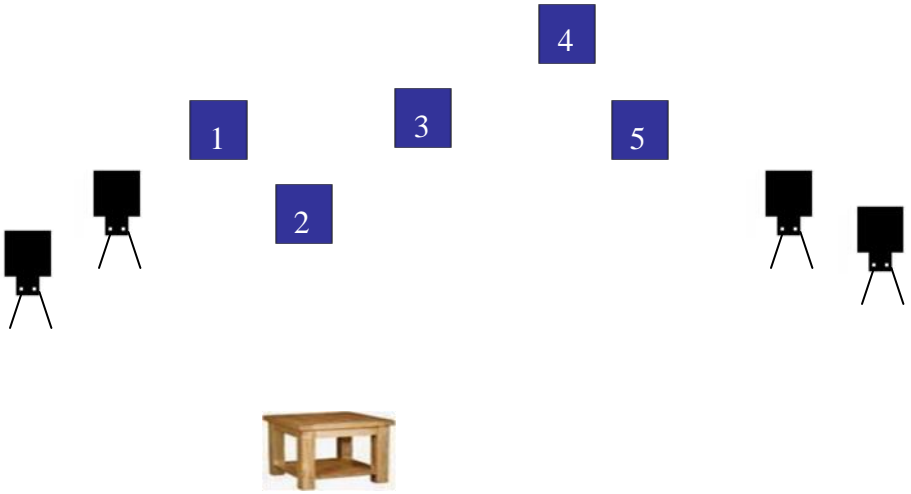
**Rifle** - Pendulum Sweep starting on either end (eg 1-2-3-4-5-5-4-3-2-1)

**Shotgun** - knock down the four poppers in any order

**Pistols** - repeat the rifle instructions

Order: Rifle first then shooters choice for Shotgun and Pistols

## Stage 4



**Pistol** – 10, **Rifle** – 10, **Shotgun** – 4+

**Staging:** Shotgun in hands, rifle staged on the table, pistols holstered

**Starting Position:** Shooter starts standing behind table shotgun held in both hands

**Starting Line:** “**Four bullets for one man, that’s a waste!**”

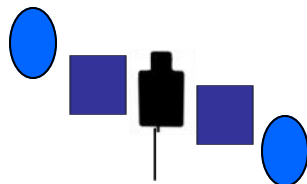
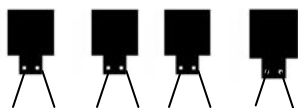
**ATB:**

**Shotgun** - engage the four poppers in any order until down

**Rifle & Pistols**- 3 rounds on each of 4 targets and 8 rounds on the remaining target.

**Order:** Shotgun—Rifle—Pistols

## Stage 5



Shotgun



Pistols/Rifle



JAIL

LIVERY STABLE

**Pistol** – 10, **Rifle** – 10, **Shotgun** –4+

**Staging:** Pistols holstered, rifle staged on up range table, and shotgun staged on down range table

**Starting Position:** Shooter begins standing behind pistol table holding a toilet brush in both hands

**Starting Line:** “Never get between a gun and its target.”

**ATB:** place the brush on the table

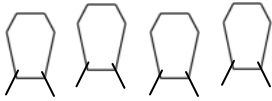

**Pistols** - engage near targets in the Mad Man sweep (4 on the center then 2 on each middle then one on each end target)

**Rifle** - Engage far targets in a Mad Man Sweep

**Shotgun** - engage the four targets in any order until down

Order: Pistols—Rifle—Shotgun  
or Rifle—Pistols—Shotgun

## Stage 6



**Pistol** – 10, **Rifle** – 10, **Shotgun** – 4+

**Staging:** Pistols holstered, rifle staged on table between Livery and Saloon, shotgun staged on Livery table

**Starting Position:** Shooter begins standing upright behind table of choice holding the money bag against heart with both hands.

Starting Line: “**Cause there's nothin' in here!**”

**ATB:** put money bag down

**Rifle** - 1-1-1-2 sweep from either end and repeat from the same direction


**Shotgun** - engage the four shotgun targets in any order until down

**Pistols** - repeat rifle instructions


Order: Shooter's Choice



## Stage 7



Rifle/Shotgun



Pistols



**Pistol** – 10, **Rifle** – 10, **Shotgun** – 6+

**Staging:** Pistols holstered, rifle and shotgun staged on downrange table

**Starting Position:** Standing behind the uprange table, hands at low surrender (at shoulder height)

Starting Line: **“I never had a head for figures.”**

**ATB**

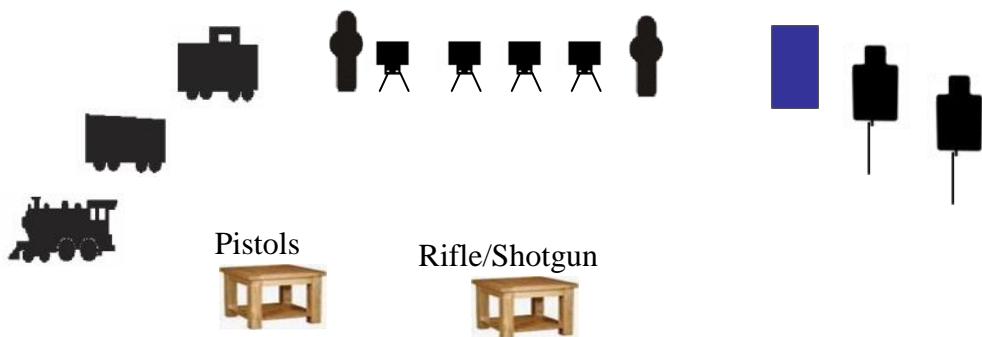
**Pistols** - engage the targets in a (2-2-6) sweep from either direction

**Rifle** - repeat Pistol instructions from either direction

**Shotgun** - engage the six knockdowns in any order until down

Order: Pistols—Rifle—Shotgun  
or Pistols—Shotgun —Rifle

## Stage 8



**Pistol** – 10, **Rifle**-10, **Shotgun** – 6+

**Staging:** Pistols, rifle and shotgun staged on the downrange tables.

**Starting Position:** Standing upright behind table of choice, holding the coffee cup in both hands .

Starting Line: **“The Answer Could Be!”**

**ATB:** place cup on table.

**Shotgun** - engage the six poppers until down

**Rifle** – 3 target Lawrence Welk (1 on 1, 2 on 2, 3 on 3, 4 on 1) from either end

**Pistols** - Repeat Rifle Instructions

Order: Shooter’s Choice—you may end with the Rifle