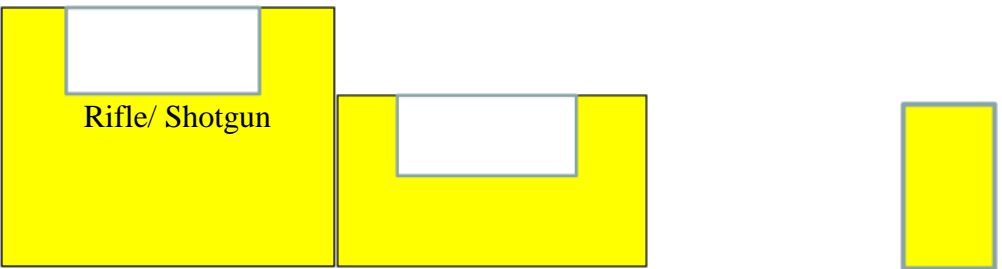



Stage 1



Pistol – 10, **Rifle** – 10, **Shotgun** – 4+

Staging: Pistols holstered, rifle and shotgun staged on platform shelf

Starting Position: Shooter starts standing with fingers tipping shelf. Indicate ready to RO.

RO: “**He called himself the 'Preacher' ...!**”

Starting Line: “**and he wrote his sermon in lead!**”

ATB

Rifle - engage targets in a Purdy Sharp sweep (1-3-2-4) beginning on either end

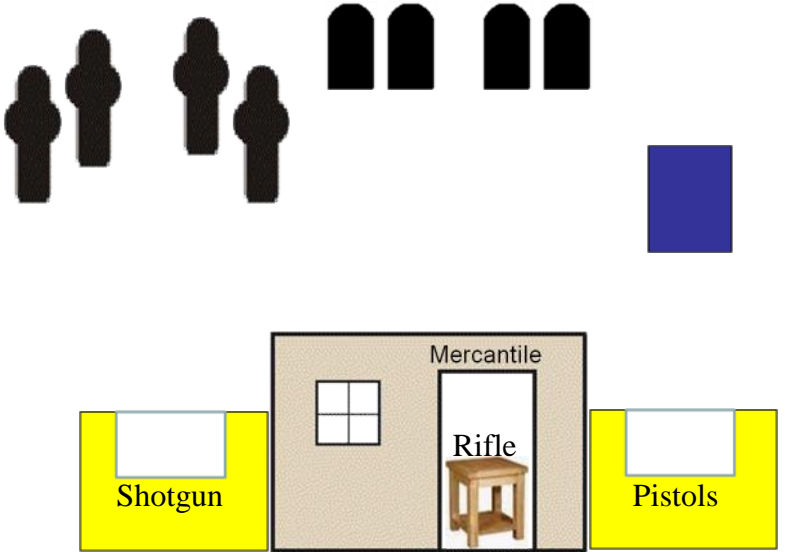
Shotgun -knock down the poppers in any order

Pistols - repeat the Purdy Sharp sweep (1-3-2-4) beginning on either end.

(Rifle—Shotgun—Pistols)

Stage 2

MERCANTILE



Pistol – 10, **Rifle** – 10, **Shotgun** 4+

Staging: Pistols holstered, shotgun staged on shelf to the right of the fort entrance, rifle staged in mercantile doorway

Starting Position: Standing at the pistol position holding coffee cup above table in both hands

Starting Line: **“Death Comes Soon Enough.”**

ATB: Place the coffee cup on the table

Pistols - dump ten on the pistol target


Rifle - engage the rifle targets by alternating on both pairs for five rounds each. Make rifle safe on table or at shotgun position.

Shotgun- knockdown the poppers in any order

Note: No call if the coffee cup falls off the table.

(Pistols—Rifle—Shotgun)

Stage 3



Pistol – 10, **Rifle** – 10, **Shotgun** – 4+

Staging: Pistols holstered rifle and shotgun staged on the horse

Starting Position: Standing behind the horse hands loose at your side not touching any guns.

Starting Line: **“I’m not that much of a hypocrite.”**

ATB


Rifle - from the horse double tap the center target, single tap circular sweep the six outside targets then double tap the center

Shotgun - from the horse knock down the four toe pinchers in any order—(a minimum of 4 shotgun rounds required) Make shotgun safe on table.

Pistols - from behind the table, repeat the rifle instructions

(Rifle—Shotgun—Pistols)

Stage 4



Pistol – 10, **Rifle** – 10, **Shotgun** – 4+

Staging: Shotgun in hands, rifle staged on the horse, pistols holstered

Starting Position: Shooter starts standing behind horse shotgun held in both hands

Starting Line: “**What would I want with a reputation?**”


ATB:

Shotgun - engage the four toe pinchers in any order until down


Rifle - from behind the horse engage the upper five targets in a Dang It Dan sweep (1-2-2-2-3-3-4-4-4-5 or 5-4-4-4-3-3-2-2-2-1) from either end. Make rifle safe on table.

Pistols - engage the lower five targets in a Dang It Dan sweep (1-7-7-7-3-3-6-6-6-5 or 5-6-6-6-3-3-7-7-7-1) from either direction


(Shotgun—Rifle—Pistols)



Stage 5



Shotgun



Pistols/Rifle



JAIL

LIVERY STABLE

Pistol – 10, **Rifle** – 10, **Shotgun** –6+

Staging: Pistols holstered, rifle staged on up range table, and shotgun staged on down range table

Starting Position: Shooter begins standing behind pistol table holding a straight flush in both hands

Starting Line: “You’re the color they’re buying this year.”

ATB: Stand up


Pistols - engage near targets in the Annie Hopely sweep (2-1-4-1-2) from either direction (**REHOLSTER**)

Rifle - from the uprange table repeat Annie Hopely sweep (2-1-4-1-2) from either direction on the three far targets. (Make rifle safe on either table)

Shotgun - engage the six targets in any order until down

(Pistols—Rifle—Shotgun)

Stage 6



Shotgun/Pistols



Rifle



LIVERY STABLE

SALOON

Pistol – 10, **Rifle** – 10, **Shotgun** – 6+

Staging: Pistols holstered, rifle staged on up range table shotgun staged on down range table

Starting Position: Shooter begins standing fully erect behind up range table both hands holding the money bag against heart .

Starting Line: **“It's all true, give or take a lie or two..”**

ATB:

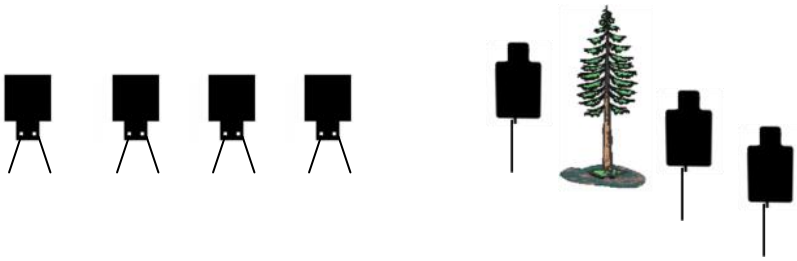
Rifle - engage the targets in a Little Man shuffle (1,3,1,2,3,) and repeat.
Make rifle safe on either table.

Shotgun - engage the six shotgun targets in any order until down


Pistols - From behind the downrange table, engage the pistol targets in a Little Man shuffle (1,3,1,2,3) and repeat

(Rifle—Shotgun—Pistols)

Stage 7



Rifle/Shotgun



Pistols



Pistol – 10, **Rifle** – 10, **Shotgun** – 4+

Staging: Pistols holstered, rifle and shotgun staged on downrange table

Starting Position: Standing behind the uprange table, hands on pistols

Starting Line: “**What are these people doing?**”

ATB


Pistols - engage the targets in a Pearly Heart sweep (2-6-2) from either direction

Rifle - repeat Pearly Heart sweep (2-6-2) from either direction

Shotgun - engage the four knockdowns in any order until down

(Pistols—Rifle—Shotgun)

Stage 8



Pistol – 10, **Rifle**-10, **Shotgun** – 4+

Staging: Pistols, rifle and shotgun staged on the downrange table.

Starting Position: Standing fully erect with hands at low surrender wrists above shoulders

Starting Line: “**Shoot for the stars!**”

ATB

Shotgun - engage the four poppers until down

Rifle – dump ten on the star.

Pistols - place at least three rounds on each hostage target

(Shotgun—Rifle—Pistols)